


Project Management: Final Presentation Checkpoint

What Will I Learn?

In this lesson, you will learn to:


- Track responsibility and progress on a project by using a project-management document
- Show evidence of progress on the final presentation project by filling in the final project tracking grid





Why Learn It?

Knowing where you are going and where you are along the way will ensure that you arrive at your destination. Tracking a project's progress is a lot like flying an airplane across the ocean. The pilots constantly monitor their speed and direction. Without tracking their speed and direction, they could end up taking their passengers to the wrong place!






Why Learn It?


Tracking is essential to ensure that nothing has been omitted and what is being done satisfies the project's final objectives.

Assigning responsibility to different team members clarifies and divides the work efficiently.



Tell Me / Show Me


A well-managed project has a better chance of meeting its goals and deadlines than a poorly organized one. A project-management document with tasks, responsibilities, and timelines can be a helpful tool, if used by all the members of the team.



Summary

In this lesson, you have learned to:

- Track responsibility and progress on a project by using a project-management document
- Show evidence of progress on the final presentation project by filling in the final project tracking grid



Summary

Practice Guide

The link for the lesson practice guide can be found in the course outline.

