


Basic Table Modifications

What Will I Learn?

In this lesson, you will learn to:

- Add a new column to the MUSIC table
- Use the DELETE and ALTER TABLE commands to correct mistakes or make revisions to a table





Why Learn It?

Just like building a house, there needs to be a way to add a window or a door. Similarly, if you change your mind or make a mistake, there should be a way to remove something that's been added.




Modifying a table addresses the same need when building a database. SQL anticipated this need and has commands to perform these functions.

Tell Me / Show Me

To add a new column to a table, use the ALTER TABLE command. The syntax is:

```
ALTER TABLE <table name>
```


```
ADD (<new_column_name> <data type>);
```



Tell Me / Show Me

To drop a column from a table, use the ALTER TABLE command. The syntax is:

```
ALTER TABLE <table name>  
DROP COLUMN <column_name>;
```




Tell Me / Show Me

To delete a row from a table, use the DELETE command. The syntax is:

```
DELETE from <table name>
```

```
WHERE <column_name> = 'some value' ;
```



Summary

In this lesson, you have learned to:

- Add a new column to the MUSIC table
- Use the DELETE and ALTER TABLE commands to correct mistakes or make revisions to a table

Summary

Practice Guide

The link for the lesson practice guide can be found in the course outline.

